



1A

PAINT
COLOR: SW7017 DORIAN GRAY
BY: SHERWIN WILLIAMS




1B

PAINT
COLOR: SW9108 DOUBLE LATTE
BY: SHERWIN WILLIAMS




2

ALUMINUM CORNICE
COLOR: LIGHT BRONZE
ANODIZED




3

ALUMINUM STOREFRONT
FINISH: LIGHT BRONZE
BY: ARCADIA, GLASS
CLEAR FLOAT GLASS



4

METAL CANOPY
FINISH: PAINTED STEEL
COLOR: LIGHT BRONZE



6

WOOD CLADDING
TYPE: ADOBO VULCAN
CLADDING
COLOR: STRAW
BY: reSAWN TIMBER CO.



L1

WALL SCONCE
TYPE: SY802 SERIES,
SYRIOS LED, 8"
COLOR: JET BLACK
BY: LUMINIS

FINISH KEYNOTES	
1	CEMENT PLASTER FINISH SMOOTH TRONEL BY: GMEGA PLASTER
2	ALUMINUM CORNICE COLOR: LIGHT BRONZE ANODIZED
3	ALUMINUM STOREFRONT FINISH: LIGHT BRONZE BY: ARCADIA, GLASS: CLEAR FLOAT GLASS
4	METAL CANOPY FINISH: PAINTED STEEL COLOR: LIGHT BRONZE
5	METAL ROOF SCREENING FINISH: PAINTED
6	WOOD CLADDING TYPE: ADOBO VULCAN CLADDING COLOR: STRAW BY: reSAWN TIMBER CO.
7	CONTOUR JOINT FINISH: PAINTED
L1	WALL SCONCE TYPE: SY802 SERIES, SYRIOS LED, 8" COLOR: JET BLACK, BY: LUMINIS
12	RECESSED LIGHT
PAINT COLORS	
A	PAINT COLOR: SW7017 DORIAN GRAY BY: SHERWIN WILLIAMS
B	PAINT COLOR: SW9108 DOUBLE LATTE BY: SHERWIN WILLIAMS
<small>NOTE: MANUFACTURER AND MODEL NUMBERS IDENTIFIED ABOVE REFERENCED FOR DESIGN INTENT ONLY AND MAYBE SUBSTITUTED BY AND EQUIVALENT ALTERNATE.</small>	

