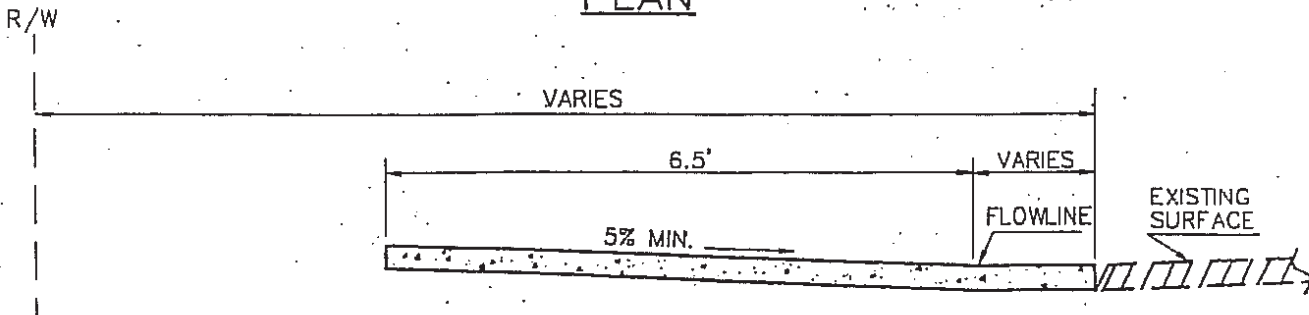



PLAN



SECTION

NOTES:

1. DRIVEWAY APPROACH LOCATION SHALL BE AS APPROVED BY TOWN AND PER STANDARD NO. 214.
2. SURFACING MATERIAL SHALL BE:
 - A. TYPE B ASPHALT CONCRETE GRADE AR-4000, 1/2" MAX. MED., 3" THICK.
 - B. PORTLAND-CEMENT CONCRETE CLASS 'B' 4" THICK MAY BE USED.
 - C. UNPAVED, IF THE ROADWAY IS UNPAVED.
3. FLOWLINE GRADE SHALL BE MAINTAINED.
4. WHERE EXISTING BERM IS REMOVED, THE APPROACH SHALL BE CONSTRUCTED TO AN ELEVATION EQUAL IN HEIGHT TO CONTROL DRAINAGE.



APPROVED: _____ DATE _____

APPROVED: TOWN ENGINEER
Robert K. Holt R.C.E. 27943

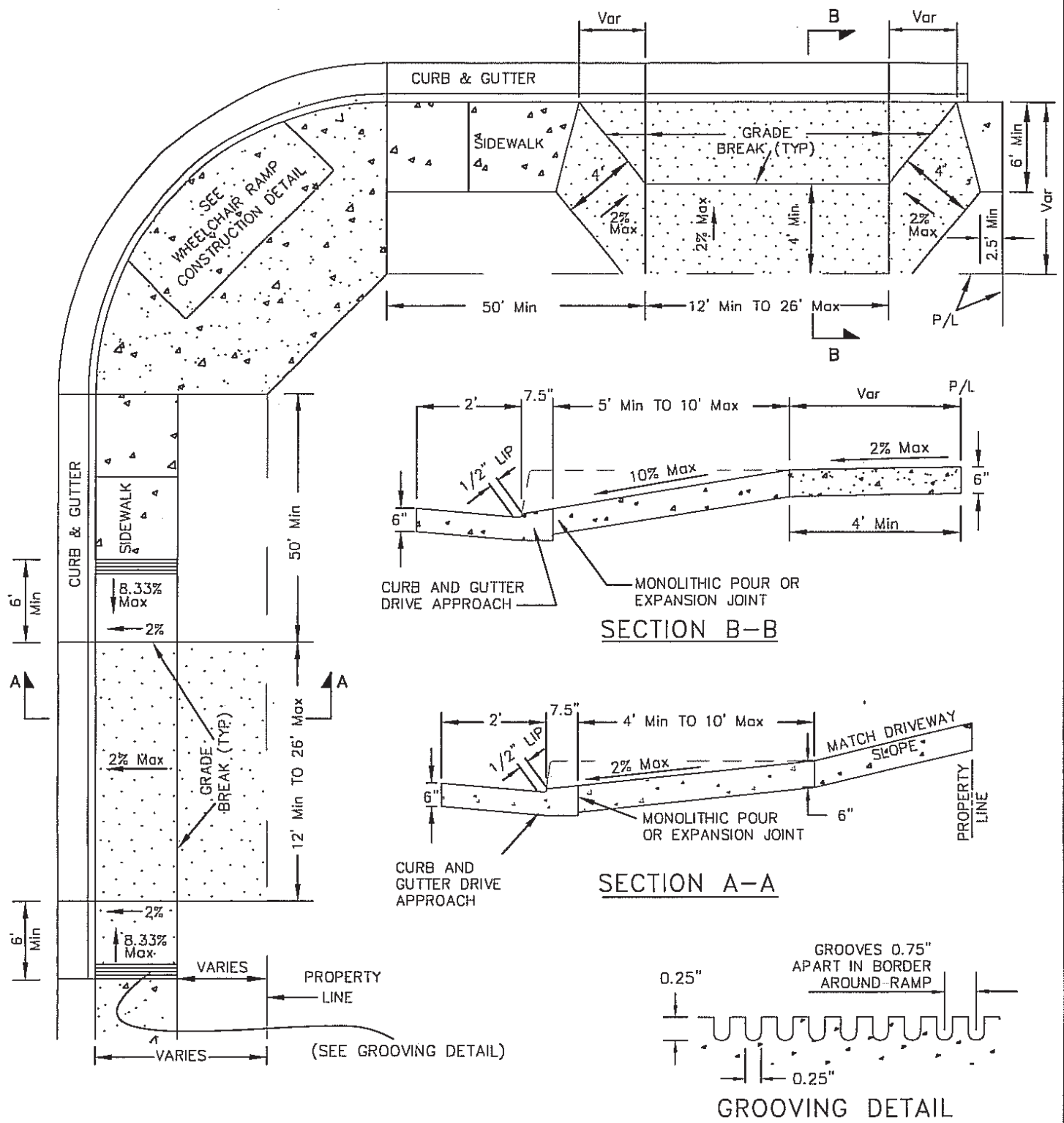
REVISION	BY	DATE



Town of
Yucca Valley


RESIDENTIAL DRIVEWAY
 APPROACH
 WITHOUT CURB

STANDARD DRAWING NO. 210



NOTES:

1. DRIVE APPROACH SHALL BE CONSTRUCTED TO MEET CURRENT A.D.A. STANDARDS.
2. LIP AT BOTTOM OF DRIVEWAY RAMP, 1/2" ABOVE GUTTER GRADE.
3. SUBGRADE PREPARATION SHALL BE CONSTRUCTED TRUE TO GRADE WITH COMPACTION OF 95% TO A DEPTH OF 12".
4. ALL CONCRETE SURFACES SHALL BE FINISHED TO GRADE WITH A FLOAT, TROWELED SMOOTH AND FINISHED WITH A BROOM.
5. EXPANSION JOINT(S) SHALL CONSIST OF 0.25" TO 0.5" PREMOLDED JOINT MATERIAL APPROVED FOR SUCH USE.
6. DRIVEWAY APPROACH TO CURB AND GUTTER TO BE POURED AS MONOLITHIC OR WITH AN EXPANSION JOINT.
7. APARTMENTS OF 4 UNITS OR LESS SHALL USE THIS DRIVEWAY APPROACH.
8. APARTMENTS OF MORE THAN 4 UNITS SHALL USE THE COMMERCIAL DRIVEWAY APPROACH PLATE.
9. SURFACING SHALL BE PORTLAND CEMENT CONCRETE CLASS "B".

APPROVED BY:

 ARTUR DA ROSA
 TOWN ENGINEER
 1-26-2009
 DATE

STANDARD DRAWING

RESIDENTIAL DRIVEWAY
 APPROACH

The Town of
YUCCA VALLEY

No. 211